Controlled Air Inc.

2023 Stock Catalog

controlled-air.com

CONTACT INFORMATION

CONTROLLED AIR INC.
12009 TRAMWAY DR
CINCINNATI OH 45241

(800)-733-3327
(513)-769-6600
FAX: (513)-769-6633

SALES TEAM

ANDY TEPE	513-981-2731	Andy@controlled-air.com
GREG STANAFORD	513-981-2735	Greg@controlled-air.com
STEVE FORBECK	513-981-2734	Steve@controlled-air.com
PATRICK TEPE	513-981-2737	Patrick.r.tepe@controlled-air.com
MATT TEPE	513-769-0290	Matt.tepe@controlled-air.com

ENGINEERING

CLINT SCHWARTZ	513-981-2732	Clint@controlled-air.com
JOE ZIRKELBACH	513-981-2733	Joe@controlled-air.com
MARK HAAS	513-981-2730	Mark.haas@controlled-air.com

INSIDE SUPPORT

MAIN	513-769-6600	CS@controlled-air.com
JOSH TARTER	513-981-2736	Josh.tarter@controlled-air.com
LORI WADE	513-981-2739	Lori@controlled-air.com
RICK KETTERER	513-981-2738	Rick@controlled-air.com
BRIAN DOUGHERTY	513-981-2742	brian@controlled-air.com

WAREHOUSE

BARBARA BOLIN	513-981-2741	Barbara@controlled-air.com
MIKE GREINER	513-981-2746	

Warehouse hours of operation.
M-F 6:30 AM to 4:30 PM

Shipping Policy:
Delivery is available upon request. Additional freight may apply, contact sales for details.

Billing Policy:
Please note that our minimum billing is $40 and applicable sales tax will be added. Unless customer has established an account, billing terms will be COD

ALL PRICES IN THIS CATALOG ARE NET AND **SUBJECT TO CHANGE WITHOUT NOTICE**

Return of Stock Purchases:
If returned within 30 days of the invoice date, there will be no charge for goods returned in re-sellable condition and in the original carton. We ask that a copy of the pickup ticket or invoice be returned with the item you are returning. Items returned after 30 days, or without paperwork, will be subject to a 25% restocking charge.

Return of Factory orders:
All factory order items are subject to the terms and authorization of the individual manufacturer.

ANY PERFORMANCE DATA IS SUBJECT TO CHANGE AND GIVEN FOR REFERENCE ONLY. For most current data refer to the manufacturer's catalog or website.

Table of contents

Grilles, Registers, Diffusers, VAV's;	Page
TMS/TMS-AA - Fixed Pattern Cone Diffuser	3
TMSA – Adjustable Pattern Cone Diffuser	3
STR-C – Plastic cone diffusers	3
OMNI/OMNIAA– Plaque Diffuser	3
TDC – Directional Diffuser	3
TMR – Round Cone Diffuser	3
PAS – Perforated Adjustable Supply Diffuser	3
PAR – Perforated Return Diffuser	4
350RL – Single Deflection Return and Filter Grilles w/wo/ dampers	4
300RS – Double Deflection Supply Register	5
SPG - Spiral Mount Grilles	5
Eggcrate Returns	5
GRD Accessories	6
J-22 – Two-way Fixed Blade Slot w/Insulated Plenum	8
DCDT – Adjustable Pattern Slot w/Insulated Plenum	8
Slot Diffuser Accessories	8
TF-HC Therma-FuserTM	8
DESV/DECV/PESV Single Duct Terminal Units, and Hot Water Coils	8
Fans	
GC – Ceiling Exhaust Fans	9
ACE – Centrifugal Down-blast Roof Exhaust Fans	10
PR – Spun Aluminum Gravity Vents	12
Fan Accessories	12
Curbs and Equipment Rails	13
Dampers and Louver	
Rectangular and Round Fire Dampers	14
Ceiling Radiation Dampers	15
Accessories	15
Louvers, Brick Vents	15
Duct and Drywall Access Doors	16
Duct	
Flexible Duct and Accessories	17
Other	
Gripple; Cable Suspension System	18
Plasma Air	20
Roberts Gordon, Infrared Heater Parts	21
GRD Performance Charts	22

TMS/TMS-AA/TMSA/STR-C

Cone Diffuser

TMSA has adjustable vanes to vary the discharge pattern

TMS-AA is aluminum

Performance PG 27

TMS	6”	8”	10	12	14
11 ¾ X 11 ¾	$42	$42			
23 ¾ X 23 ¾	$62	$62	$62	$62	$62
TMS-AA					
11 ¾ X 11 ¾	$58	$58			
23 ¾ X 23 ¾	$88	$88	$88	$88	$88
TMSA					
23 ¾ X 23 ¾	$86	$86	$86	$86	$86
STR-C Plastic					
23 ¾ X 23 ¾	$46	$46	$46	$46	$46

OMNI/OMNIAA

Plaque diffuser

AA is aluminum

Performance PG 29



OMNI	6	8	10	12	14
11 ¾ X 11 ¾	$38	$38			
23 ¾ X 23 ¾	$60	$60	$60	$60	$60
OMNI-AA					
11 ¾ X 11 ¾	$49	$49			
23 ¾ X 23 ¾	$88	$88	$88	$88	$88

TDC

Louvered Face

Square Neck

Removeable Core

Performance PG 30

Neck Size	Square neck	Overall Size	Mount	Price
6”	6x6	11 $^{9}/_{16}$ SQ	Surface	$49
8”	9x9	14 $^{9}/_{16}$ SQ	Surface	$58
10”	12x12	17 $^{9}/_{16}$ SQ	Surface	$80
12”	12x12	17 $^{9}/_{16}$ SQ	Surface	$80
6”	6x6	23 ¾ SQ	Lay-in	$71
8”	9x9	23 ¾ SQ	Lay-in	$81
10”	12x12	23 ¾ SQ	Lay-in	$103
12”	12x12	23 ¾ SQ	Lay-in	$103
14”	15x15	23 ¾ SQ	Lay-in	$130

TMR

Round supply

Performance PG 31

Neck Size	Price
6”	$108
8”	$112
10”	$123
12”	$140
14”	$160

PAS

Perforated Supply

Performance PG 32

Neck	Overall	Price
6	11 ¾ SQ	$59
6	23 ¾ SQ	$59
8	23 ¾ SQ	$59
10	23 ¾ SQ	$59
12	23 ¾ SQ	$59
14	23 ¾ SQ	$59
16	23 ¾ SQ	$83

PAR

Perforated Return

Performance PG 34

Neck	Overall	Price
6	23 ¾ SQ	$59
8	23 ¾ SQ	$59
10	23 ¾ SQ	$59
12	23 ¾ SQ	$59
14	23 ¾ SQ	$59
16	23 ¾ SQ	$78
22x10	23 ¾ x 11 ¾	$57
22x22	23 ¾ SQ	$59

350RL

Steel Fixed Single Blade Return Grille **NO damper** (WxH)

Surface mount

Performance PG 35

6x6	**8x6**	**8x8**	**10x6**	**10x8**	**10x10***	**12x6**
$15	$18	$23	$23	$23	$27	$23
12x8	**12x10**	**12x12**	**14x6**	**14x8**	**14x10**	**14x12**
$27	$27	$29	$27	$27	$29	$33
14x14	**16x6**	**16x8**	**16x10**	**16x12**	**16x16**	**18x8**
$36	$27	$29	$33	$36	$42	$29
18x10	**18x12**	**18x18**	**20x8**	**20x10**	**20X12**	**20X16**
$36	$36	$51	$33	$36	$39	$49
20x20	**22x10***	**22x22***	**24x8**	**24x10**	**24x12**	**24x16**
$63	$36	$74	$36	$39	$42	$55
		24x18	**24x24**	**30x12**	**30x18**	**30x24**
		$63	$86	$56	$79	$110
			36x12	**36x18**	**36x24**	**46x22***
			$69	$98	$133	$139

*Lay-in option as well

350RL

Steel Fixed Single Blade Return Grille **W/damper** (WxH)

Surface mount

Performance PG 35

6x6	**8x6**	**8x8**	**10x6**	**10x8**	**10x10***	**12x6**
$32	$36	$41	$41	$42	$46	$43
12x8	**12x10**	**12x12**	**14x6**	**14x8**	**14x10**	**14x12**
$47	$48	$53	$48	$50	$55	$59
14x14	**16x6**	**16x8**	**16x10**	**16x12**	**16x16**	**18x8**
$63	$50	$55	$58	$65	$77	$58
18x10	**18x12**	**18x18**	**20x8**	**20x10**	**20X12**	**20X16**
$65	$69	$90	$60	$68	$74	$88
20x20	**22x10***	**22x22***	**24x8**	**24x10**	**24x12**	**24x16**
$106	$70	$121	$70	$75	$82	$98
		24x18	**24x24**	**30x12**	**30x18**	**30x24**
		$108	$142	$106	$137	$174
				36x12	**36x18**	**36x24**
				$126	$163	$208

*Lay-in option as well

350RLF1 Filter Grille

20x08 **$69** 20x8 connection size

20x20 **$119** 20x20 connection size

1" filter is included

300RS

Steel Double Deflection with AG15 OBD (WxH)
Surface mount
Performance PG 37



	6x4	6x6	8x4	8x6	8x8	10x4
	$41	$44	$41	$46	$50	$46
10x6	**10x8**	**10x10**	**12x4**	**12x6**	**12x8**	**12x10**
$50	$51	$57	$49	$51	$58	$61
12x12	**14x6**	**14x8**	**14x10**	**14x12**	**16x6**	**16x8**
$66	$59	$63	$68	$74	$63	$69
16x10	**16x12**	**18x6**	**18x8**	**18x10**	**18x12**	**20x6**
$74	$83	$69	$76	$83	$88	$75
20X8	**20X10**	**20X12**	**24x6**	**24x8**	**24x10**	**24x12**
$79	$88	$96	$82	$90	$100	$108
24x14	**24x16**	**30x8**	**30x12**	**30x18**	**36x12**	**36x18**
$121	$135	$116	$141	$188	$168	$225

SPG

Spiral Duct Mount
Grilles With Aluminum
finish & Air Scoop



Neck Size	Duct Dia	Price
10x4	8"	$100
10x4	10"	$100
14x6	12"	$114
14x6	14"	$114
18x8	16"	$134
18x8	18"	$134

Eggcrate Return

½" x ½" x ½" core
Performance PG 39



Neck Size	Mount	Grille Price	Register Price	Sight Proof Price
6x6	Surface	$19	$34	NA
8x8	Surface	$25	$40	NA
10x10	Surface	$28	$47	NA
12x12	Surface	$32	$54	NA
14x14	Surface	$40	$66	NA
16x16	Surface	$46	$76	NA
22x10	Surface	$42	$75	NA
22x22	Surface	$71	$114	NA
24x24	Surface	$83	NA	NA
10x10	Lay-in	$28	$47	$34
22x10	Lay-in	$42	$73	$49
22x22	Lay-in	$72	$114	$84
46x22	Lay-in	$152	NA	$182
23 ¾ SQ Frameless Core	Lay-in	$40	NA	NA

50F Filter Eggcrate Return Grille

20x08 **$82**
20x20 **$138**
1" filter is included
Performance PG 41

TRM

Rapid Mount Frame, Aluminum

Module	Opening	Cost
12x12	12 ½ x 12 ½	$35
20x20	20 ½ x 20 ½	$40
24x12	24 ½ x 12 ½	$39
24x24	24 ½ x 24 ½	$47
48x24	48 ½ x 24 ½	$79

Round Dampers

D-75

Opposed blade damper
Fits rounds neck ceiling diffusers

Sizes

6	8	10	12
$25	$25	$26	$26

D-100

Gang operated radial blades
Fits rounds neck ceiling diffusers

Sizes

6	8	10	12	14
$16	$17	$17	$19	$28

Square to Rounds

Pre-painted flat black
24 Gauge Galvannealed
2.5” Collar with raised bead

Square		Round	Price
6x6	To	4, 6,	$11
8x8	To	4, 6, 8	$13
10x10	To	4,6,8,10	$14
12x12	To	4,6,8,10, 12	$15
20X8	To	6, 8	$26
20x20	To	10,12, 14,16,	$26
		18, 20	$33
22x10	To	4,6,8,10	$26
22x22	To	4,6,8,10, 12,14,16	$28
		18,20	$35

Round to Round

24 GA Steel
2.5” collar with raised bead

SIZE	Price
RTR-06-04/05	$8
RTR-08-06/07	$8
RTR-10-08/09	$11
RTR-12-10	$12
RTR-14-12	$13
RTR-15-14	$14
RTR-16-14/15	$14

SB: Section Baffle **$7**
DB: OMNI Blow Clips (24x24 or 12x12) **$6**

Molded Insulation Blanket, 24x24 **$19**

re-scored for field cutting up to 14” round neck

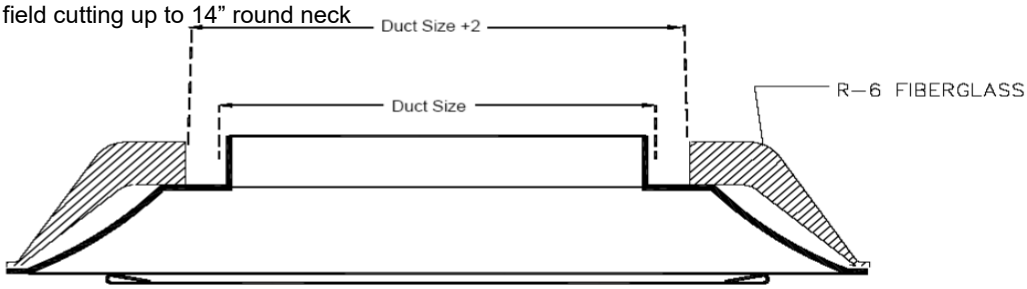

Light shields

LS
24 GA Steel
Painted black
4.75” Tall
¼” undersize for lay-in grille

LSCP
Gal. Steel
Black matte on insulation
7” tall
¼” undersize for lay-in grille
6” extension on ends

LIGHT SHIELDS		PRICE
LS-2412	24X12 LIGHT SHIELD	$33
LS-2412-I	24X12 INSULATED LIGHT SHIELD	$40
LS-2424	24X24 LIGHT SHIELD	$39
LS-2424-I	24X24 INSULATED LIGHT SHIELD	$48
LSCP-2412	24X12 CANOPY LIGHT SHIELD	$46
LSCP-2412-I	24X12 INSULATED CANOPY LIGHT SHIELD	$51
LSCP-2424	24X24 CANOPY LIGHT SHIELD	$54
LSCP-2424-I	24X24 INSULATED CANOPY LIGHT SHIELD	$63

Linear Diffusers

J22 Two-Way Fixed Blade Slot Diffuser

Oval inlet
Insulated Plenum
Add $14 for center notch for 24 x 24 grid

Inlet	Length	Width	Price
6, 8	24	4 1/8”	$104
8, 10	48	4 1/8”	$130

DCDT Adjustable Pattern Slot Diffusers

180 adjustable airflow
Oval inlet
Insulated plenum
2 - 1” slots
Add $14 for center notch for 24 x 24 grid

Inlet	Length	Width	Price
6, 8	24	4”	$73
8, 10	48	4”	$97

Linear Plaster Frame

1 ¼” High
Length = Module + ½”
Width = Plenum width + ¾”

Size	Price
24x4	$42
48x4	$75

TF-HC Therma-Fuser™

VAV heating and cooling auto change over
4 blade damper
White finish
Sizes; 6, 8, 10, 12
Price $517
Bypass relief rings (6,8,10) **$73** each

ESV Box

1” Foil Faced Ecoshield liner
Multi point center averaging velocity sensor
½” diameter extended damper shaft
Optional 1 or 2 row hot water coil can be added

ECV Box

Round retrofit terminal unit
Converts older constant VAV systems into modern VAV systems

Inlet	Airflow	W	H	DESV*	DECV*	PESV**	One Row	Two Row
6	45-500	12	8	$223	$204	$616	$86	$133
8	90-900	12	10	$265	$208	$658	$122	$184
10	145-1400	14	12 ½	$290	$235	$684	$143	$228
12	190-2000	16	15	$317	$248	$711	$200	$282
14	300-3000	20	17 ½	$425	$288	$819	$248	$402
16	385-4000	24	18	$459	***	$853	$268	$448
40	720-8000	38	18	$530	***	$924	$478	$638

*INCLUDES METAL ENCLOSURE 12 ½” tall
**INCLUDES ACTUATOR/CONTROLLER ASSEMBLY
***4" DECV Available for **$230**
10 fins per inch

Accessories
ACTUATOR/CONTROLLER (includes mounting bracket) (31095699) ASS’Y= $394

DESV



DECV



GC Gemini Ceiling Exhaust Fans

AMCA certified
Integral Backdraft damper
Plug Disconnect

GC 120-180



GC 200-700

GC 800-900

Model GC	RPM	CFM/Watt at 0.1 SP	0.0 SP		0.100 SP		0.125 SP		0.250 SP		0.375 SP		0.500 SP		0.625 SP		0.750 SP		0.875 SP		1.000 SP	
			CFM	Sones	CFM	Sones	CFM	Sones	CFM	Sones	CFM	Sones	CFM	Sones	CFM	Sones	CFM	Sones	CFM	Sones	CFM	Sones
GC-126	550	2.5	70	0.3	53	0.3	48	0.3	32	0.7												
GC-128	750	2.8	94	0.8	82	0.9	79	0.9	63	1	49	1.3	37	2								
GC-146	900	2.9	114	1.2	105	1.2	103	1.2	90	1.3	77	0.5	64	2	50	2.5	36	3				
GC-148	1075	3.1	152	2.5	144	2.5	142	2.5	132	2.5	120	2.5	108	3	94	3	78	3.5	56	3.5		
GC-166	1100	3.1	164	3	157	3	155	3	145	3	133	3	119	3	105	3	88	3.5	66	3.5	40	3.5
GC-168	1160	3	180	3.5	173	3.5	171	3.5	162	3.5	150	3.5	136	4	121	4	105	4.5	86	4.5	54	5
GC-186	1100	2.4	231	5.5	226	5.5	225	5.5	218	5.5	209	5.5	199	5	186	5	170	5	151	5	129	4.5
GC-188	1450	2.2	261	7	254	6.5	252	6.5	244	6.5	235	6	223	6	209	6	191	5.5	172	5.5	150	5.5
GC-222	1332	4.8	130	1.5	115	1.3	111	1.3	85	1.2												
GC-242	1473	5.2	158	2.5	142	2	137	2	112	1.5	56	1.3										
GC-322	1600	3.2	204	4	191	4	187	4	165	3.5	139	3.5										
GC-342	1725	3	268	5	252	5	248	4.5	224	4.5	195	4.5	153	4.5								
GC-422	1500	2.8	308	4	298	4	295	4	282	4	267	4.5	250	4	223	4						
GC-522	1400	2.7	213	1.5	208	2	207	2	201	2	194	2.5										
GC-542	1600	2.9	391	5.5	380	5.5	377	5.5	361	5.5	340	5.5	314	5.4	285	5	248	4.5				
GC-622	1400	3.3	501	3.5	486	3.5	482	3.5	461	3	433	3	392	3	339	3						
GC-642	1500	3.1	602	5	582	4.5	576	4.5	548	4.5	512	4	471	4	421	3.5	350	3.5				
GC-720	1375	2.4	709	5.5	687	5.5	682	5.5	653	5.5	619	5	578	5	535	5	480	4.5	385	4.5		
GC-740	1625	2.2	852	7	823	7	815	7	775	6.5	728	6	672	6	616	5	552	4.5	463	4	303	3.5
GC-822	910	3.4	944	3.5	929	3.5	925	3.5	904	4	879	4	830	4								
GC-842	974	3.3	1187	5	1157	5	1149	5	1106	5	1043	4.5	905	4.5	637	3.5						
GC-862	1098	3.4	1433	7	1371	7	1355	6.5	1266	6.5	1149	5.5	995	5	775	4						
GC-920	925	3.6	1471	6	1427	6	1415	6	1356	6	1286	6.5	1190	6.5	1003	7						
GC-940	1040	3.5	1653	7.5	1582	7.5	1565	7	1481	7	1400	7	1293	7	1089	7						
GC-960	1112	3.4	1807	8.5	1716	8	1694	8	1588	7.5	1491	7	1386	7	1197	7						

Fans in blue are energy star certified

Performance shown is for Installation Type B: Free Inlet, ducted outlet. Performance ratings for GC-222 through GC-960 include the effects of inlet grille in the airstream. Speed (RPM) shown is nominal. Performance is based on actual speed of the test. The sound ratings are in loudness values in spherical sones at 5 ft. (1.5m) in a spherical free field calculated per AMCA Standard 301. Values shown are for Installation Type B; Free inlet spherical sone levels

Model	Grille Size	Approx. weight	Price
GC-120	13.25 x 15.5	13	$162
GC-140		15	$170
GC-160		15	$182
GC-180		16	$206
GC-200	16.375 x 13.625	22	$266
GC-300		25	$322
GC-400	21 x 14.25	30	$377
GC-500		32	$382
GC-600		35	$424
GC-700		36	$582
GC-800	31.375 x 17.125	74	$882
GC-900	35.125 x 17.125	86	$983

GC to GN Conversion Kit for 100 Series$44

Larger units are convertible without a kit

GC 100 Series thru 800 Series use the 5 AMP FSC
GC 900 Series uses the 10 AMP FCS

Wall Caps/Roof Jack			
Model	Size	USE WITH	Cost
WCR-4	4”	GC-100	$28
WCR-6	6”	GC 100	$39
WCR-8	8”	GC 200-700	$47
RJ636	4”	GC100	$55
RJ634	8”	GC200-500	$71

ACE – Centrifugal Down blast Roof Exhaust Fans

AMCA certified for air and sound
Aluminum Construction
Bird screen, and disconnect included
Matching curb and fan speed control available
115/1/60

ACE-D (direct)

Catalog Number	Mtr. HP	Fan RPM	Tip Speed	Max. Watts	0.00" SP	0.125" SP	0.250" SP	0.375" SP	0.500" SP	0.625" SP	0.750" SP	0.875" SP
					Sone	Sone	Sone	Sone	Sone	Sone	Sone	Sone
70C15DH	1/20	1550	2837	96	305	249	194	135				
					5.2	5.2	5.1	5.0				
90C15DM	1/8	1670	3841	125	658	600	564	469	412	343	237	
					9.5	9.0	8.5	8.5	7.9	7.4	7.0	
100C10DH	1/25	1050	2751	99	663	511	353	191				
					5.9	6.0	5.5	5.4				
100C15DH	1/8	1550	4061	194	967	856	766	667	552	444	384	265
					11.0	11.0	10.8	10.7	10.5	10.4	10.2	10.1

ACE-B (belt)

Catalog Number	Mtr. HP/ Drv. Wt.	Fan RPM	Tip Speed	0.00" SP		0.125" SP		0.250" SP		0.375" SP		0.500" SP		0.625" SP		0.750" SP		0.875" SP		1.00" SP	
				Sone	BHP	Sone	BHP	Sone	BHP	Sone	BHP	Sone	BHP	Sone	BHP	Sone	BHP	Sone	BHP	Sone	BHP
100C3B	1/4 15 lbs.	1818	4759	1029		978		932		890		846		793		723		591		1029	
				11.9	0.16	11.9	0.16	11.9	0.16	11.7	0.17	11.5	0.18	11.4	0.18	11.3	0.18	11.2	0.18	11.9	0.16
		1884	4932	1066		1017		972		931		890		842		782		700		1066	
				12.8	0.17	12.8	0.18	12.8	0.18	12.6	0.19	12.4	0.19	12.2	0.2	12.1	0.2	12	0.2	12.8	0.17
		1950	5105	1103		1056		1012		972		933		889		836		769		1103	
				13.7	0.19	13.7	0.20	13.7	0.20	13.5	0.21	13.3	0.21	13.2	0.22	13.1	0.22	12.9	0.22	13.7	0.19
		2014	5272	1140		1094		1051		1012		974		934		886		826		748	
				14.8	0.21	14.8	0.21	14.8	0.22	14.6	0.23	14.3	0.23	14.1	0.24	14.0	0.24	13.9	0.24	13.8	0.25
120C3B	1/4 15 lbs.	1411	4432	1512		1441		1368		1292		1216		1137		1021		433			
				10.8	0.17	10.8	0.18	10.8	0.18	10.6	0.2	10.2	0.2	9.8	0.2	9.5	0.2	9.2	0.12		
		1510	4743	1618		1552		1484		1414		1342		1272		1193		1072		472	
				11.9	0.21	11.9	0.21	11.9	0.22	11.7	0.23	11.5	0.25	11.1	0.25	10.8	0.25	11.9	0.21	10.1	0.14
135C3B	1/4 15 lbs.	1159	4096	1768		1671		1570		1465		1361		1220							
				9.9	0.17	9.9	0.18	9.7	0.19	9.5	0.20	9.1	0.20	8.7	0.20						
		1240	4382	1891		1801		1708		1610		1513		1410		1247					
				11.4	0.21	11.4	0.22	11.3	0.23	11.1	0.24	10.8	0.25	10.4	0.25	10.0	0.24				
165C4B	1/3 19 lbs.	934	4034	2601		2454		2301		2141		1982		1746							
				9.4	0.24	9.4	0.25	9.3	0.27	9.0	0.29	8.7	0.29	8.3	0.29						
		981	4237	2732		2592		2448		2295		2147		1971							
				10.4	0.28	10.4	0.29	10.4	0.31	10.2	0.33	9.8	0.33	9.4	0.33						
195C 5B	1/2 23 lbs.	839	4283	3927		3781		3622		3422		3158		2862							
				11.8	0.44	11.8	0.46	11.5	0.49	11.0	0.50	10.2	0.50	9.4	0.50						

ACE - Dimension Data								
Size	Drive Type	A	B	C	G	T Sq.	Roof Opening Square*	Approx. Ship Wt.- Lbs.
70	Direct	1 3/4	13 5/8	13 13/16	2	18	13 1/2	20
90	Direct	2 1/2	18 3/4	16 13/16	2	18	13 1/2	28
100	Direct	2 1/2	18 3/4	16 13/16	2	18	13 1/2	30
100	Belt	2 7/8	23 9/16	21 1/8	2	18	13 1/2	30**
120	Belt	1 13/16	28 7/16	26 7/8	2	20	15 1/2	55**
135	Belt	2 3/16	28 7/16	27 1/4	2	20	15 1/2	60**
165	Belt	3 9/16	32 7/8	29 3/8	2	24	19 1/2	75**
195	Belt	3 15/16	37 11/16	35	3	30	25 1/2	100**

*Assumes the use of Cook curbs
**Does not include the motor weight

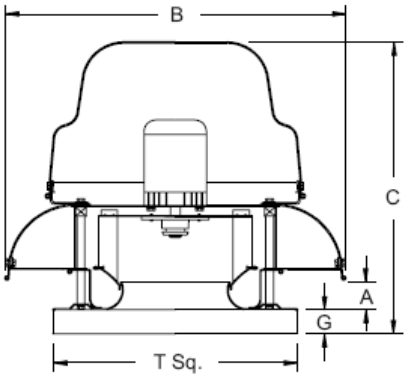

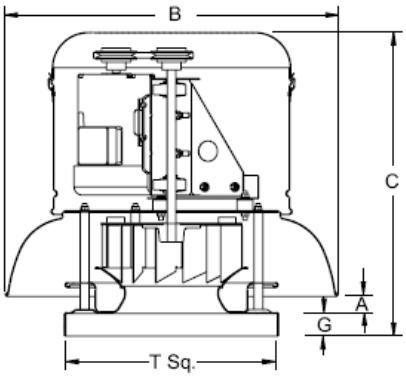

ACE - Pricing						
Fan Model	Drive Type	HP	Motor Specs	Damper Model**	Curb Size**	Fan Cost*
70C15DH	Direct	1/20	115/60/1	BD-12	16 1/2" SQ	$445
100C10DH	Direct	1/25	115/60/1	BD-12	16 1/2" SQ	$487
90C15DM	Direct	1/8	115/60/1	BD-12	16 1/2" SQ	$535
100C15DH	Direct	1/8	115/60/1	BD-12	16 1/2" SQ	$515
100C3B	Belt	1/4	115/60/1	BD-12	16 1/2" SQ	$860
120C3B	Belt	1/4	115/60/1	BD-14	18 1/2" SQ	$968
135C3B	Belt	1/4	115/60/1	BD-14	18 1/2" SQ	$988
165C4B	Belt	1/3	115/60/1	BD-18	22 1/2" SQ	$1,158
195C5B	Belt	1/2	115/60/1	BD-24	28 1/2" SQ	$1,393

All prices include pre-wired disconnect switch
*Fan cost only
**See Accessories for pricing and details.
Direct drive motor use 5 AMP FSC

Accessories for Cook Fans

PR Spun Aluminum Gravity vents

Model	Damper Size	Curb Size	Cost
PR-8	BD-12	16 1/2" SQ	$ 189
PR-12	BD-14	18 1/2" SQ	$ 221
PR-16	BD-22	26 1/2" SQ	$ 315
PR-24	BD-30	34 1/2" SQ	$ 728

PR Intake Performance

Size	Throat Area (ft^2)	Face Area (ft^2)	CFM at 500 FPM Face Velocity	Pressure Drop (in W.G.)							
				0.1	0.1	0.13	0.2	0.2	0.3	0.3	0.38
				CFM							
8	0.394	1.38	690	252	356	398	436	503	543	617	689
12	0.852	2.04	1020	529	749	837	917	1059	1142	1297	1450
16	1.485	3.08	1540	936	1324	1480	1621	1872	2019	2293	2563
24	3.341	7.92	3960	2091	2958	3307	3622	4183	4510	5123	5728

PR Relief Performance

Size	Throat Area (ft^2)	Face Area (ft^2)	Pressure Drop (in W.G.)								
			0.05	0.1	0.125	0.15	0.2	0.25	0.3	0.375	0.5
			CFM								
8	0.394	1.38	212	299	334	366	423	473	518	579	669
12	0.852	2.04	445	629	703	770	889	994	1089	1218	1406
16	1.485	3.08	786	1112	1243	1362	1573	1758	1926	2154	2487
24	3.341	7.92	1757	2485	2778	3043	3514	3929	4304	4812	5557

Backdraft Dampers

Model	A	B	Damper Cost	Motor Pack Cost
BD-12	11 ¾”	11 ¾”	$ 61	$ 140
BD-14	13 ¾”	13 ¾”	$ 65	
BD-18	17 ¾”	17 ¾”	$ 74	
BD-22	21 ¾”	21 ¾”	$ 100	
BD-24	23 ¾”	23 ¾”	$ 100	
BD-30	29 ¾”	29 ¾”	$ 130	

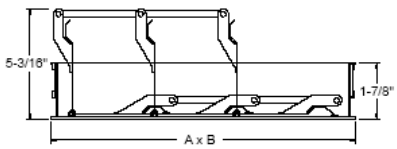

Controllers

Fan Speed Controller Solid state
50-100% Control
5 AMP FSC **$49**
10 AMP FSC **$99** (GC 900 only)

Thermostat
120V Line voltage STAT
$46

Isolators
RC-75, Rubber in Shear(75lb,) set of 4 **$67**
SC-35, Spring (140lb) set of 4 **$174**

Gemini Isolator KitFor
120-700 (160 lbs.) **$15**

Equipment Curb (RCG)



Curb OD	Curb ID	18” tall
12 1/2" SQ	9 1/2" SQ	$118
16 1/2" SQ	13 1/2" SQ	$145
18 1/2" SQ	15 1/2" SQ	$159
22 1/2" SQ	19 1/2" SQ	$188
26 1/2" SQ	23 1/2" SQ	$216
28 1/2" SQ	25 1/2" SQ	$230
34 1/2" SQ	31 1/2" SQ	$297
40 1/2" SQ	37 1/2" SQ	$339
46 1/2" SQ	43 1/2" SQ	$381
52 1/2" SQ	49 1/2" SQ	$423
58 1/2" SQ	55 1/2" SQ	$525

18” tall
18 GA. Galvanized Steel
2” flashing strip
1 ½” thick 3 lb. density rigid fiberglass insulation
Factory installed wood nailer

Equipment Rails

All welded steel supports
18” Tall
18 GA. Galvanized steel
18 GA. Galvanized counterflashing
Factory installed wood nailer strip

Length	Cost
24"	$142
36"	$183
48"	$222
60"	$266
72"	$316

Pipe Penetration Roof Curb Cap (PP-4)



UV stabilized rubber nipple
UV stabilized hardened plastic cap
SS clamps supplied

PP-4	$130

**Fits on 12.5" x 12.5" curb (add $118)

Pipe Dog House



18" x 18"	$333

**Fits on 16.5" x 16.5" Curb (add $145)

24" x 24"	$355

**Fits on 22.5" x 22.5" Curb (add $188)

DIBD2A – Rectangular Fire Damper

1 ½ hour rating
Suitable for vertical or horizontal installation
165 degree fuse link
4” static pressure rating

6x6	8x6	8x8	10x6	10x8	10x10	12x6	12x8
$54	$54	$59	$54	$59	$66	$54	$59
12x10	**12x12**	**14x6**	**14x8**	**14x10**	**14x12**	**14x14**	**16x6**
$66	$69	$66	$69	$79	$85	$96	$66
16x8	**16x10**	**16x12**	**16x14**	**16x16**	**18x6**	**18x8**	
$69	$79	$85	$98	$98	$75	$78	
18x10	**18x12**	**18x14**	**18x16**	**18x18**	**20x6**	**20x8**	
$91	$93	$105	$105	$117	$87	$91	
20x10	**20x12**	**20x14**	**20x16**	**20x18**	**20x20**	**24x6**	
$97	$102	$115	$115	$132	$138	$87	
24x8	**24x10**	**24x12**	**24x14**	**24x16**	**24x18**	**24x24**	
$91	$98	$102	$115	$115	$132	$138	

DIBD20LR

12” integral Sleeve
Vertical or Horizontal
4” Static Pressure rating

Round	Damper WxL	Cost
6”	8x8 ¾	$115
8”	10x13 ¾	$126
10”	12x15 ¾	$143
12”	14x17 ¾	$155
14”	16x20 ¾	$207
16	18X22 ¾	$216

FDR25-True Round Fire Damper

1 ½ Hour dynamic
Integral 14” sleeve and 2 retaining plates
165 Fusible Link
Vertical and Horizontal

DIA.	Cost
6”	$122
8”	$139
10”	$151
12”	$163
14”	$178
16”	$190
18”	$220

CFD – Ceiling Fire (Radiation) Dampers

Up to 3 Hour rating for ceiling assemblies (Based on ceiling design)
Available for round or rectangular neck devices
165 fusible link

Size	Cost
6”	$36
8”	$39
10”	$43
12”	$61
14”	$68
6X6	$35
8X8	$38
10X10	$51
12X12	$60
22X10	$75
22X22	$116

Fire Damper/Ceiling Radiation Damper Accessories

Fusible links

Temp	Cost
165	$12
212	$12

Ceiling Radiation Style J

Temp	Cost
165	$9
212	$9

True Round Style B

Temp	Cost
165	$11
212	$11

Curtain Style A

Thermal Blanket

30x30 Thermal Blanket **$30**

GFL-800D Louvers

4” Deep drainable
Aluminum
1.5” Front Flange
Frame
Mill Finish
Bird Screen

Size WxH	Free Area (ft^2)	Intake CFM	Exhaust CFM	Cost
12x12	.34	85	128	$169
16x16	.75	215	322	$212
24x12	.74	245	516	$210
24x18	1.31	555	830	$265
24x24	1.89	760	1137	$291
36x24	2.81	1335	1997	$356
36x36	4.52	2060	3081	$586
48x24	3.93	1735	2595	$427
48x36	6.10	2680	4009	$714
48x48	8.49	3630	5430	$851

Brick Vents

Aluminum, Mill finish, Minimum 39% free area,
4” Depth, Mortar ribs on top and bottom
Bird screen

Size WxH	Free area	Airflow Range	Cost
8 1/8” x 7 ¾”	18%	0-50	$69
12” x 7 ¾”	25%	0-90	$80
16 ½” x 7 ¾”	37%	0-175	$92

Access Doors

ADC-24

Double Skin 1” fiber glass, Tested to 6” W.G., foam gasket seal

Size	Locks	Cost
6x6	2	$25
8x8	2	$27
10x10	2	$31
12x12	2	$34
14x14	2	$42
16x16	2	$44
18x18	4	$49
24x24	4	$69

ADR1

Oval, curved to fit on round duct, Neoprene gasket, Poly-insulation, Large hand knobs

10x6 on …	Cost
6”	$51
8”	$51
10”	$51
12”	$51
14”	$51



Dry Wall Access Panels

16 GA.
Painted with white primer
Screwdriver latch
Concealed hinge
Overall size is 1.625” larger than opening size
Wall opening is .5” larger than door size

Size	Price
8x8	$46
12x12	$54
18x18	$81
24x24	$112

Flex Duct



Type 3M / 5M



Type 9M

3M R6.0 (High Pressure)

Positive pressure rating to 20” W.G.
Negative Pressure Rating 10” W.G. (4”-12”), 5” W.G. (14” & 16”), 1” W.G. (18” & 20”)
5500 fpm velocity rating

9M R6.0 (Low pressure)

Positive pressure rating to 6” W.G
Negative pressure rating ½" W.G.
550 FPM rated velocity

5M R6.0 (Medium Pressure)

Positive pressure rating to 15” W.G.
Negative Pressure Rating 10” W.G. (4”-12”), 5” W.G. (14” & 16”), 1” W.G. (18” & 20”)

Diameter	3M R6.0	5M R6.0	9MR6.0
4	$121	-	-
5	$139	-	-
6	$148	$136	$85
7	$169	-	-
8	$178	$163	$101
9	$202	-	-
10	$213	$194	$126
12	$249	$227	$158
14	$293	$270	$188
16	$349	$319	$223
18	-	-	-
20	-	-	-

25’ per box

Panduit straps

Short (36” upto 10” Dia) Bag of 50- **$33**, Long (48” upto 14” Dia) Bag of 50- **$54**

Flexible Elbow supports

$5 each
Straps not included



SS Clamp

6” and 8” **- $4**
10” and 12” **- $5**
14”, 16”, 18” **- $6**

Gripple

#2 Fasteners and Sling Kits

	Item Number	Description	Price
	SL02-3M/10FT	Bag of 10 Sling Loop - #2 10'	$36.20
	SL02-6M/20FT	Bag of 10 Sling Loop - #2 20'	$56.40

	SSQ-02-3M/10FT	Bag of 10 Sling 1/4" thread - #2 10'	$40.70
	SSQ2-02-6M/20FT	Bag of 10 Sling 1/4" thread - #2 20'	$64.30

	SS3/8-02-1.5M/5FT	Bag of 10 Sling 3/8" thread - #2 5'	$29.70
	SS3/8-02-3M/10FT	Bag of 10 Sling 3/8" thread - #2 10'	$40.70
	SS3/8-02-6M/20FT	Bag of 10 Sling 3/8" thread - #2 20'	$64.30

	SSEYE90G-02-3M/10FT	Bag of 10 Sling 90 Degree 1/4" Eyelet #2 - 10'	$38.40
	SSEYE90G-02-6M/20FT	Bag of 10 Sling 90 Degree 1/4" Eyelet #2 - 20'	$61.30

	SL02-3M/10FT-CWHQ	Bag of 10 Sling #2 ceiling anchor 1/4" 10'	$45.40
	SL02-6M/20FT-CWHQ	Bag of 10 Sling #2 ceiling anchor 1/4" 20'	$71.20

Gripple cont.	Item Number	Description	Price
	HF2-10BB	Bag of 10 House fastener for #2 cable (cable not included)	$23.70
	XP2-10BB	Bag of 10 Express fastener for #2 cable (cable not included)	$27.20
	DT2-ACC	Bag of 10 Duct trapeze for #2 cable (cable not included)	$39.50
	BT2-10BB	Bag of 10 Butterfly trapeze for #2 cable (cable not included)	$39.50
	UG2-3/8-FN-10BB	Bag of 10 UniGrip Stud (3/8") #2 cable (cable not included)	$47.70
	TPZ BRACKET	Pack of 10 Galvanized 16 GA. bracket - use w/ trapeze	$11.20
	SPREADER BAND	Pack of 10 Surface Spreader Band for Pipe Clamp	$3.20
	ROP-2MM-500FT-REEL	500' Roll of #2 cable	$138.70
	CUTTER-GRIPPLE	Gripple brand cutters for #1-#4 cable	$26.10
	KEY-P111146	Easy Grip Release Key for #1, 2 & 3	**$3**.00

Gripple cont.	Item Number	Description	Price
	#3 Fasteners and Sling Kits		
	SL03-3M/10FT	Bag of 10 Sling loop - #3 10'	$43.20
	SL03-6M/20FT	Bag of 10 Sling loop - #3 20'	$71.10
	SS3/8-03-3M/10FT	Bag of 10 Sling 3/8" thread - #3 10'	$47.70
	SS3/8-03-6M/20FT	Bag of 10 Sling 3/8" thread - #3 20'	$76.10
	HF3-10BB	Bag of 10 House fastener for #3 cable (cable not included)	$30.20
	UG3-3/8-FN-10BB	Bag of 10 UniGrip Stud (3/8") #3 cable (cable not included)	$55.40
	DT2 RUBBER PAD	Bag of 10 rubber pads for DT2 trapeze	$3.99
	GCS-30-30BL	Box of 30 pipe clamp with 30" strap (up to 9" diameter pipe	$141.90

PlasmaPure 600 Series $350.00

PlasmaPURE 600 provides safe and continuous air purification to the entire home using patented brush-style bipolar ionization technology. This unit is UL2998 validated for zero ozone emissions.

**Available in 24v: PA602
120v: PA603
208v: PA604

Roberts Gordon Parts

Item Number	Description	Cost
01312401	Filter Cartridge (1) with gasket set CRV A, B, E, 4-40, 5-40	$29
01312401-24p	Filter Cartridge - pack of 24	$648
01312700	Coupling & Lock Assembly	$46
01318901	Tube Clamp Pkg* (Required at beginning of Burner Tube)	$11
01351100	Gasket* – Burner head to Burner box - CRV	$7
01367800	Gasket* - Burner to Combustion Chamber – CRV (excluding 4-40)	$10
02553203	Viewer Window Assembly (push-in; new style) All Models	$3
02568200	Gasket * - Burner to Burner Tube (All Models; excluding CRV)	$10
02713000	Burner Head Replacement Pkg – CRV (EXCLUDES 4-40)	$207
02713200	Electrode Replacement - CRV	$55
02713701	Mica window pkg - cast iron	$23
02722300-1p	Combustion Chamber - CRV	$170
02750303	Reflector (Aluminum; before 2017)	$80
02750313	High Efficiency Reflector, Aluminum - 96 in.	$94
02750800	Reflector End Cap (Aluminum; before 2017)	$10
02771000	4” Boot Kit - CRV	$77
03050010	Reflector support pkg (strap,wire form, screws)	$11
03050012	Reflector Support Package - EF	$11
03050900	Gasket* – Blower Inlet – CTH2D/HED/AG/CTH2/TF-120 & CTH3-80, 115	$6
03051601	Burner Tube, Heat Treated (customer pickup only)	$268
03090100	Tube & reflector support pkg 4" (hangs from chain)	$13
90423000	T’stat 24v (Robert Shaw CM260)	$68
90427400	Electrode (BH/DF/CTHN/CTH1/CTH2/ER/ET3/EV/GTH/HEV/RTH150A&B)	$80
90430600K	Pressure Switch Kit - CRV	$88
90436500	Ignition Module - HSI (for EV and CTH2 before 11/1998)	$470
90436600K	Igniter Replacement Kit - HSI CTH3 (EV & CTH2 before 11/1998)	$70
90436603K	Igniter with Harness - HSI - DS, HE (For CTH2 After 12/1998)	$69
90436900K	24v Transformer	$68
90439300	Flame Sensor - CTH3, CTH2 (HE, CGTH after 11/1998)	$29
90439400	T’stat 120v (Honeywell T4159A-1004 5-8a)	$43
90439500K	Ignition Module - Triton 3 Try (vertical pin connector) – ALL MODELS	$240
90439802K	Pressure Switch (Various models; excluding CRV)	$110
90439803K	Pressure Switch (Various models; excluding CRV)	$110
90502701	Vent Adapter (only)	$16
90708600P	Motor Blower Assembly - CTH2D/HED/AG/CTH2/TF-120 & CTH3-80, 115	$285
90709700	Motor Blower Assembly – BH/DF	$284
90709801	Gasket* – Motor Blower BH/DF	$4
91107720	U-Clip* 20 per bag (for Reflector and/or end cap)	$7
91409300	Non-heat Treated Hot Rolled Steel Tube (customer pickup only)	$94

*Item is no charge when the major component is purchased

TMS Performance *(REPRINTED FROM MANUFACTURE CATALOG)*

	Neck Velocity	400	500	600	700	800	1000	1200	1400	1600
	Velocity Pressure	0.010	0.016	0.022	0.031	0.040	0.062	0.090	0.122	0.160

12" x 12" Module

6" Dia.	Airflow, CFM	79	98	118	137	157	196	236	275	314
	Total Pressure	0.018	0.028	0.041	0.056	0.073	0.114	0.164	0.223	0.291
	NC				13	18	25	32	37	42
	Throw feet	2-2-5	2-3-6	2-3-7	3-4-8	3-5-9	4-6-10	5-7-11	5-8-12	6-9-13

8" Dia.	Airflow, CFM	140	175	209	244	279	349	419	489	559
	Total Pressure	0.022	0.035	0.050	0.069	0.090	0.140	0.202	0.275	0.359
	NC			12	17	22	29	36	41	46
	Throw feet	2-3-6	3-4-8	3-5-9	4-5-11	4-6-12	5-8-13	6-9-14	7-11-16	8-12-17

	Neck Velocity	400	500	600	700	800	1000	1200	1400	1600
	Velocity Pressure	0.010	0.016	0.022	0.031	0.040	0.062	0.090	0.122	0.160

24" x 24" Module

6" Dia.	Airflow, CFM	79	98	118	137	157	196	236	275	314
	Total Pressure	0.016	0.025	0.035	0.048	0.063	0.099	0.142	0.193	0.252
	NC				12	16	22	28	32	36
	Throw feet	1-2-4	1-2-4	2-3-5	2-3-6	2-4-7	3-4-9	4-5-11	4-6-12	5-7-13

8" Dia.	Airflow, CFM	140	175	209	244	279	349	419	489	559
	Total Pressure	0.016	0.025	0.036	0.049	0.064	0.101	0.145	0.197	0.257
	NC			11	15	19	26	31	36	40
	Throw feet	2-3-5	2-3-7	3-4-8	3-5-9	4-5-11	4-7-13	5-8-14	6-9-16	7-11-17

10" Dia.	Airflow, CFM	218	273	327	382	436	545	654	764	873
	Total Pressure	0.017	0.026	0.037	0.051	0.066	0.103	0.149	0.202	0.264
	NC			14	18	22	29	34	39	43
	Throw feet	2-4-7	3-5-9	4-5-11	4-6-13	5-7-14	6-9-17	7-11-18	8-13-20	10-14-21

12" Dia.	Airflow, CFM	314	393	471	550	628	785	942	1100	1257
	Total Pressure	0.017	0.027	0.038	0.052	0.068	0.106	0.153	0.208	0.272
	NC		11	16	21	24	31	36	41	45
	Throw feet	3-5-9	4-6-11	5-7-14	5-8-16	6-9-18	8-11-20	9-14-22	11-16-23	12-18-25

14" Dia.	Airflow, CFM	428	535	641	748	855	1069	1283	1497	1710
	Total Pressure	0.018	0.028	0.040	0.054	0.070	0.110	0.159	0.216	0.282
	NC		13	18	22	26	33	38	43	47
	Throw feet	4-5-11	5-7-14	5-8-16	6-10-19	7-11-21	9-14-23	11-16-25	13-19-27	14-21-29

TMSA Performance *(REPRINTED FROM MANUFACTURE CATALOG)*

Neck Velocity	400	500	600	700	800	1000	1200	1400	1600
Velocity Pressure	0.010	0.016	0.022	0.031	0.040	0.062	0.090	0.122	0.160

6" Dia.	Airflow, CFM		78	98	118	137	157	196	235	274	314
	Total Pressure	Horizontal	0.018	0.028	0.040	0.055	0.072	0.112	0.162	0.220	0.287
		Vertical	0.019	0.03	0.043	0.058	0.076	0.118	0.181	0.232	0.303
	Throw (ft)	Horizontal	2-3-5	2-3-6	3-4-7	3-5-8	3-6-8	4-7-9	4-7-10	4-7-11	5-8-12
		Vertical	0-1-1	1-1-2	1-1-2	1-1-2	1-1-3	1-1-4	1-2-4	1-2-4	1-2-5
	NC (Noise Criteria)	Horizontal	-	-	-	14	18	25	30	35	39
		Vertical	-	-	-	13	17	24	29	34	38

8" Dia.	Airflow, CFM		140	175	209	244	279	349	419	489	558
	Total Pressure	Horizontal	0.018	0.028	0.041	0.056	0.073	0.114	0.164	0.223	0.291
		Vertical	0.022	0.034	0.049	0.067	0.088	0.137	0.197	0.269	0.351
	Throw (ft)	Horizontal	2-3-5	2-3-6	3-4-8	3-5-9	3-5-10	4-6-11	5-8-12	6-9-13	7-10-14
		Vertical	0-1-1	1-1-2	1-1-2	1-1-2	1-1-3	1-2-4	1-2-4	2-2-5	2-3-6
	NC (Noise Criteria)	Horizontal	-	-	12	17	21	28	33	38	42
		Vertical	-	-	12	16	20	27	32	37	41

10" Dia.	Airflow, CFM		218	273	327	382	436	545	654	763	872
	Total Pressure	Horizontal	0.018	0.029	0.041	0.056	0.073	0.114	0.164	0.224	0.292
		Vertical	0.03	0.047	0.068	0.092	0.12	0.188	0.271	0.369	0.482
	Throw (ft)	Horizontal	2-3-6	3-4-8	3-5-10	4-6-11	4-6-13	5-8-14	6-10-15	8-11-17	9-13-18
		Vertical	1-1-2	1-1-2	1-1-3	1-2-3	1-2-4	1-2-4	2-3-5	2-3-6	2-4-7
	NC (Noise Criteria)	Horizontal	-	-	15	20	24	31	37	41	45
		Vertical	-	12	18	22	26	33	38	43	47

12" Dia.	Airflow, CFM		314	393	471	550	628	785	942	1099	1256
	Total Pressure	Horizontal	0.018	0.029	0.041	0.056	0.073	0.114	0.164	0.224	0.293
		Vertical	0.04	0.063	0.09	0.123	0.161	0.251	0.361	0.492	0.642
	Throw (ft)	Horizontal	3-4-8	3-5-10	4-6-12	5-7-14	5-8-15	6-10-17	8-12-18	9-14-20	10-15-21
		Vertical	1-1-2	1-1-3	1-2-3	1-2-4	1-2-4	2-3-5	2-3-6	2-4-7	3-4-9
	NC (Noise Criteria)	Horizontal	-	12	18	23	27	34	39	44	48
		Vertical	-	17	23	27	31	38	43	48	52

14" Dia.	Airflow, CFM		428	535	641	748	855	1069	1283	1497	1710
	Total Pressure	Horizontal	0.029	0.045	0.065	0.089	0.116	0.181	0.261	0.355	0.464
		Vertical	0.044	0.068	0.098	0.134	0.175	0.273	0.393	0.535	0.699
	Throw (ft)	Horizontal	5-8-15	6-10-19	8-11-21	9-13-22	10-15-24	13-19-27	15-21-29	18-22-31	19-24-34
		Vertical	2-5-7	3-6-8	5-6-9	6-7-10	6-7-10	7-8-12	7-9-13	8-10-14	8-10-15
	NC (Noise Criteria)	Horizontal	-	-	12	18	23	32	39	45	50
		Vertical	12	18	23	28	32	38	43	48	51

OMNI Performance *(REPRINTED FROM MANUFACTURE CATALOG)*

Neck Velocity	400	500	600	700	800	900	1000	1200	1400
Velocity Pressure	0.010	0.016	0.022	0.031	0.040	0.051	0.062	0.090	0.122

24" x 24" Module

6" Dia.	Airflow, CFM	78	98	118	137	157	176	196	235	274
	Total Pressure	0.011	0.017	0.025	0.034	0.044	0.056	0.069	0.099	0.135
	NC (Noise Criteria)				-	13	17	21	28	34
	Throw feet	1-1-4	1-2-4	1-3-5	2-3-6	2-4-7	3-4-8	3-4-9	4-5-11	4-6-11

8" Dia.	Airflow, CFM	140	175	209	244	279	314	349	419	489
	Total Pressure	0.018	0.028	0.040	0.055	0.072	0.091	0.112	0.162	0.220
	NC (Noise Criteria)			-	12	17	21	25	32	38
	Throw feet	2-3-6	2-4-7	3-4-9	3-5-10	4-6-12	4-6-12	5-7-13	6-9-14	7-10-15

10" Dia.	Airflow, CFM	218	273	327	382	436	491	545	654	763
	Total Pressure	0.027	0.042	0.060	0.082	0.107	0.136	0.168	0.241	0.329
	NC (Noise Criteria)			-	15	20	24	28	35	41
	Throw feet	3-4-8	3-5-10	4-6-12	5-7-13	5-8-14	6-9-15	7-10-16	8-12-18	10-13-19

12" Dia.	Airflow, CFM	314	393	471	550	628	707	785	942	1099
	Total Pressure	0.038	0.059	0.085	0.115	0.151	0.191	0.235	0.339	0.461
	NC (Noise Criteria)		-	12	18	23	27	31	38	43
	Throw feet	4-5-11	5-7-14	5-8-15	6-9-16	7-11-17	8-12-18	9-14-19	11-15-21	13-16-23

14" Dia.	Airflow, CFM	428	535	641	748	855	962	1069	1283	1491
	Total Pressure	0.051	0.079	0.114	0.155	0.202	0.256	0.316	0.454	0.619
	NC (Noise Criteria)	-	-	14	20	25	29	33	40	45
	Throw feet	4-7-13	6-8-16	7-10-17	8-12-19	9-13-20	10-15-21	11-16-23	13-17-25	15-19-27

12" x 12" Module

6" Dia.	Airflow, CFM	78	98	118	137	157	176	196	235	274
	Total Pressure	0.049	0.076	0.109	0.149	0.194	0.246	0.303	0.437	0.594
	NC (Noise Criteria)			12	17	21	24	28	33	38
	Throw feet	2-3-6	3-4-8	3-5-9	4-5-11	4-6-12	5-7-14	5-8-15	6-9-17	7-11-18

8" Dia.	Airflow, CFM	140	175	209	244	279	314	349	419	489
	Total Pressure	0.070	0.109	0.156	0.213	0.278	0.352	0.434	0.626	0.852
	NC (Noise Criteria)			12	17	21	24	28	33	38
	Throw feet	3-5-9	4-6-11	5-7-17	5-8-16	6-9-18	7-10-19	8-11-20	9-14-22	11-16-24

TDC Performance *(REPRINTED FROM MANUFACTURE CATALOG)*

6 x 6 6" Round	Total CFM	78		98		117		137		156		176		215	
	Total Pressure	0.058		0.092		0.131		0.179		0.223		0.296		0.442	
	NC	10		16		21		25		28		31		36	
	Side	CFM	Throw	CFM	Throw	CFM	Throw	CFM	Throw	CFM	Throw	CFM	Throw	CFM	Throw
A4	X & Y	20	2-4-7	25	3-5-8	29	4-6-9	34	4-7-9	39	5-7-10	44	6-7-12	54	7-8-12

9 x 9 8" Round	Total CFM	139		174		209		244		279		314		383	
	Total Pressure	0.046		0.072		0.104		0.142		0.186		0.235		0.350	
	NC	10		16		20		24		27		32		36	
	Side	CFM	Throw	CFM	Throw	CFM	Throw	CFM	Throw	CFM	Throw	CFM	Throw	CFM	Throw
A4	X & Y	35	3-5-9	44	4-7-11	52	5-8-12	61	6-9-13	70	7-9-14	79	8-10-14	96	9-11-16

12 x 12 10" Round	Total CFM	218		272		327		381		436		490		599	
	Total Pressure	0.041		0.064		0.092		0.125		0.163		0.206		0.308	
	NC	10		16		21		25		28		31		36	
	Side	CFM	Throw	CFM	Throw	CFM	Throw	CFM	Throw	CFM	Throw	CFM	Throw	CFM	Throw
A4	X & Y	55	4-7-11	68	5-8-12	82	7-10-15	95	8-11-16	109	9-12-17	123	10-13-18	150	11-14-20

12 x 12 12" Round	Total CFM	235		314		392		471		549		628		706	
	Total Pressure	0.033		0.059		0.092		0.132		0.130		0.235		0.298	
	NC	5		13		19		24		28		32		35	
	Side	CFM	Throw	CFM	Throw	CFM	Throw	CFM	Throw	CFM	Throw	CFM	Throw	CFM	Throw
A4	X & Y	59	4-6-12	79	5-8-12	98	7-10-15	118	8-11-16	137	9-12-17	157	11-14-21	177	12-15-22

15 x 15 14" Round	Total CFM	320		427		534		641		748		855		863	
	Total Pressure	0.029		0.051		0.08		0.115		0.157		0.205		0.26	
	NC	-		14		20		25		29		33		36	
	Side	CFM	Throw	CFM	Throw	CFM	Throw	CFM	Throw	CFM	Throw	CFM	Throw	CFM	Throw
A4	X & Y	80	4-7-14	107	6-9-17	134	8-12-19	160	9-14-23	187	11-16-23	214	13-17-24	216	14-18-26

TMR Performnace *(REPRINTED FROM MANUFACTURE CATALOG)*

Neck Velocity	400	500	600	700	800	900	1000	1200	1400
Velocity Pressure	0.010	0.016	0.022	0.031	0.040	0.051	0.062	0.090	0.122
Total Pressure Pos. 1	0.029	0.045	0.065	0.089	0.116	0.146	0.181	0.260	0.354
Total Pressure Pos. 2	0.047	0.074	0.106	0.145	0.189	0.239	0.295	0.425	0.578

6" Dia.	Airflow, CFM	80	100	120	140	160	180	200	235	275
	NC, Pos. 1	-	-	-	14	19	23	26	32	37
	NC Pos. 2	-	12	18	22	26	29	32	38	42
	Throw feet, Pos. 1	2-2-5	2-3-6	2-4-7	3-4-8	3-5-8	4-6-9	4-6-9	5-7-10	6-7-11
	Throw feet, Pos. 2	2-3-6	2-4-7	3-4-7	3-5-8	4-6-8	4-6-9	5-7-9	6-7-10	6-8-11

8" Dia.	Airflow, CFM	140	175	210	245	280	315	350	420	490
	NC, Pos. 1	-	-	12	17	21	25	28	34	39
	NC Pos. 2	-	14	19	24	28	31	34	39	44
	Throw feet, Pos. 1	2-3-7	3-4-8	3-5-9	4-6-10	4-7-11	5-7-11	5-8-12	7-9-13	8-10-14
	Throw feet, Pos. 2	3-4-8	3-5-9	4-6-9	4-7-10	5-8-11	6-8-12	6-9-12	8-9-13	8-10-14

10" Dia.	Airflow, CFM	218	273	327	382	436	491	545	654	763
	NC, Pos. 1	-	-	14	19	23	27	30	36	41
	NC Pos. 2	-	15	20	25	29	32	35	41	45
	Throw feet, Pos. 1	3-4-8	3-5-10	4-6-12	5-7-12	5-8-13	6-9-14	7-10-15	8-12-16	10-12-18
	Throw feet, Pos. 2	3-5-9	4-6-11	5-7-12	5-8-13	6-9-14	7-10-14	8-11-15	9-12-17	10-13-18

12" Dia.	Airflow, CFM	315	390	470	550	630	705	785	940	1100
	NC, Pos. 1	-	-	16	20	25	29	32	38	43
	NC Pos. 2	-	16	21	26	30	33	36	42	46
	Throw feet, Pos. 1	3-5-10	4-6-12	5-7-14	6-9-15	7-10-16	7-11-17	8-12-18	10-14-20	11-15-21
	Throw feet, Pos. 2	4-6-11	5-7-13	6-8-14	7-10-15	8-11-16	8-12-17	9-13-18	11-14-20	12-15-22

14" Dia.	Airflow, CFM	425	530	635	745	850	955	1060	1270	1490
	NC, Pos. 1	-	11	17	22	26	30	33	39	44
	NC Pos. 2	11.000	17	22	27	31	34	37	42	47
	Throw feet, Pos. 1	4-6-11	5-7-14	6-8-16	7-10-17	8-11-19	8-13-20	9-14-21	11-16-23	13-17-25
	Throw feet, Pos. 2	4-7-13	5-8-15	7-10-16	8-11-18	9-13-19	10-14-20	11-15-21	13-16-23	14-18-25

PAS Performance *(REPRINTED FROM MANUFACTURE CATALOG)*

Neck Velocity	300	400	500	600	700	800	1000	1200	1400
Velocity Pressure	0.006	0.010	0.016	0.022	0.031	0.040	0.062	0.090	0.122

24" x 24" Module

6" Dia.	Airflow, CFM	59	79	98	118	137	157	196	236	275
	Total Pressure	0.016	0.028	0.044	0.064	0.087	0.113	0.177	0.255	0.347
	NC (Noise Criteria)			-	16	21	25	32	38	43
	1-Way - Horizontal	1-2-8	2-4-10	3-7-13	4-8-15	6-9-17	7-10-18	9-13-20	10-15-22	12-17-23
	2-Way - Horizontal	1-2-6	2-4-8	3-5-10	4-6-11	4-7-13	5-8-15	6-10-17	8-11-18	9-13-20
	3-Way - Horizontal	1-2-5	2-3-6	3-4-8	3-5-10	4-6-11	4-6-12	5-8-14	6-10-15	8-11-16
	4-Way - Horizontal	1-2-4	2-2-5	2-3-6	2-4-7	3-4-9	3-5-10	4-6-11	5-7-12	6-9-13

8" Dia.	Airflow, CFM	105	140	175	209	244	279	349	419	489
	Total Pressure	0.018	0.032	0.049	0.071	0.097	0.126	0.197	0.284	0.386
	NC (Noise Criteria)			16	22	27	31	38	44	49
	1-Way - Horizontal	1-3-10	3-6-14	4-9-17	6-10-20	8-12-22	9-14-24	12-17-26	14-20-29	16-22-31
	2-Way - Horizontal	1-3-8	3-5-10	4-6-13	5-8-15	6-9-18	7-10-20	8-13-22	10-15-25	12-18-27
	3-Way - Horizontal	2-3-6	3-4-9	4-5-11	4-6-13	5-8-15	6-9-17	7-11-18	9-13-20	10-15-22
	4-Way - Horizontal	1-2-5	2-3-7	3-4-8	3-5-10	4-6-12	4-7-13	5-8-15	7-10-16	8-12-17

10" Dia.	Airflow, CFM	164	218	273	327	382	436	545	654	764
	Total Pressure	0.020	0.036	0.056	0.080	0.109	0.143	0.223	0.321	0.437
	NC (Noise Criteria)		14	21	27	32	36	43	49	54
	1-Way - Horizontal	2-4-13	3-7-17	5-11-22	7-13-26	10-15-28	12-17-30	15-22-33	17-26-36	20-28-39
	2-Way - Horizontal	2-4-10	3-6-13	5-8-16	6-10-19	7-11-22	8-13-25	11-16-28	13-19-31	15-22-33
	3-Way - Horizontal	2-4-8	4-5-11	4-7-13	5-8-16	6-9-19	7-11-21	9-13-23	11-16-25	13-19-27
	4-Way - Horizontal	1-3-6	3-4-8	3-5-10	4-6-12	5-7-14	5-8-16	7-10-18	8-12-20	10-14-21

12" Dia.	Airflow, CFM	236	314	393	471	550	628	785	942	1100
	Total Pressure	0.032	0.057	0.089	0.128	0.174	0.227	0.355	0.510	0.695
	NC (Noise Criteria)		18	25	30	35	40	47	52	57
	1-Way - Horizontal	7-12-22	10-16-25	13-19-28	16-22-31	18-23-33	20-25-35	23-28-40	25-31-43	27-33-47
	2-Way - Horizontal	6-8-17	8-11-21	9-14-24	11-17-26	13-20-28	15-21-30	19-24-34	21-26-37	23-28-40
	3-Way - Horizontal	5-7-14	6-10-18	8-12-20	10-14-21	11-16-23	13-18-25	16-20-28	18-21-30	19-23-33
	4-Way - Horizontal	4-6-11	5-7-14	6-9-15	7-11-17	9-13-18	10-14-19	12-15-22	14-17-24	15-18-26

PAS Performance Cont.

	Neck Velocity	300	400	500	600	700	800	1000	1200	1400
	Velocity Pressure	0.006	0.010	0.016	0.022	0.031	0.040	0.062	0.090	0.122
14" Dia.	Airflow, CFM	321	428	535	641	748	855	1069	1283	1497
	Total Pressure	0.034	0.060	0.093	0.135	0.183	0.239	0.374	0.538	0.733
	NC (Noise Criteria)	12	21	28	34	38	43	50	56	60
	1-Way - Horizontal	8-14-25	12-18-29	15-23-33	18-25-36	21-27-39	24-29-41	27-33-46	29-36-51	32-39-55
	2-Way - Horizontal	7-10-20	9-13-25	11-17-28	13-20-30	15-23-33	18-25-35	22-28-39	25-30-43	27-33-47
	3-Way - Horizontal	6-8-17	7-11-20	9-14-23	11-17-25	13-19-27	15-20-29	19-23-32	20-25-35	22-27-38
	4-Way - Horizontal	4-6-13	6-9-16	7-11-18	9-13-20	10-15-21	11-16-23	14-18-25	16-20-28	17-21-30
16" Dia.	Airflow, CFM	419	559	698	838	977	1117	1396	1676	1955
	Total Pressure	0.036	0.063	0.099	0.143	0.194	0.253	0.396	0.570	0.776
	NC (Noise Criteria)	14	23	31	36	41	45	53	58	63
	1-Way - Horizontal	10-16-29	14-21-33	17-26-37	21-29-41	24-31-44	27-33-47	31-37-53	33-41-58	36-44-63
	2-Way - Horizontal	8-11-23	10-15-28	13-19-32	15-23-35	18-26-38	20-28-40	25-32-45	28-35-49	31-38-53
	3-Way - Horizontal	6-10-19	9-13-23	11-16-26	13-19-29	15-22-31	17-23-33	21-26-37	23-29-41	25-31-44
	4-Way - Horizontal	5-7-15	7-10-18	8-12-21	10-15-23	11-17-24	13-18-26	16-21-29	18-23-32	20-24-34

12" x 12" Module

6" Dia.	Airflow, CFM	59	79	98	118	137	157	196	236	275
	Total Pressure	0.016	0.028	0.044	0.064	0.087	0.113	0.177	0.255	0.347
	NC (Noise Criteria)			-	16	21	25	32	38	43
	1-Way - Horizontal	1-2-7	2-4-10	2-6-12	4-7-15	5-9-17	6-10-18	8-12-20	10-15-22	11-17-23
	2-Way - Horizontal	1-2-5	2-4-7	2-4-9	4-5-11	4-6-12	5-7-14	6-9-17	7-11-18	8-12-20
	3-Way - Horizontal	1-2-5	2-3-6	3-4-8	3-5-9	4-5-11	4-6-12	5-8-14	6-9-15	7-11-16
	4-Way - Horizontal	1-2-3	1-2-5	2-3-6	2-3-7	3-4-8	3-5-9	4-6-11	5-7-12	5-8-13

PAR Performance *(REPRINTED FROM MANUFACTURE CATALOG)*

Neck Velocity	300	400	500	600	700	800	1000	1200	1400
Velocity Pressure	0.01	0.01	0.02	0.02	0.03	0.04	0.06	0.09	0.12
Static Pressure	0.030	0.060	0.090	0.130	0.180	0.240	0.370	0.540	0.730

24" x 24" Module

6" Dia.	Airflow, CFM	59	78	98	118	137	157	196	235	275
	NC (Noise Criteria)			-	13	17	20	26	31	34
8" Dia.	Airflow, CFM	105	140	174	209	244	279	349	419	488
	NC (Noise Criteria)	-	-	13	17	21	24	30	35	38
10" Dia.	Airflow, CFM	164	218	273	327	382	436	545	654	763
	NC (Noise Criteria)	-	-	16	20	24	27	33	38	41
12" Dia.	Airflow, CFM	235	314	392	471	549	628	785	942	1099
	NC (Noise Criteria)	-	12	17	22	26	29	34	39	43
14" Dia.	Airflow, CFM	320	427	534	641	748	855	1068	1282	1495
	NC (Noise Criteria)		15	21	25	29	32	38	43	46
16" Dia.	Airflow, CFM	419	558	698	837	977	1116	1395	1674	1953
	NC (Noise Criteria)	11	18	24	28	32	35	41	46	49
22" x 22"	Airflow, CFM	1008	1344	1681	2017	2353	2689	3361	4033	4706
	NC (Noise Criteria)	13	20	26	30	34	37	43	47	51

Other Sizes

10" x 22" (12" x 24" Face)	Airflow, CFM	458	611	764	917	1069	1222	1528	1833	2139
	NC (Noise Criteria)	-	-	-	14	18	21	27	32	36

350RL Performance *(REPRINTED FROM MANUFACTURE CATALOG)*

Nom. Duct Size (in.)	Nom. Duct Area (ft^2)	Core Area (ft^2)	Core Vel.	100	200	300	400	500	600	700	800	900
			Vel. Press.	0.001	0.002	0.006	0.010	0.016	0.022	0.031	0.040	0.050
			Neg. Static Press.	0.002	0.008	0.018	0.032	0.051	0.073	0.099	0.130	0.164
6x6	0.25	0.19	CFM	19	38	57	76	95	114	133	152	171
			NC	-	-	-	-	-	13	19	25	29
8x6	0.33	0.26	CFM	26	52	78	104	130	156	182	208	234
			NC	-	-	-	-	-	15	20	26	30
10x6	0.42	0.34	CFM	34	68	102	136	170	204	238	272	306
			NC	-	-	-	-	-	16	21	28	32
8x8	0.44	0.37	CFM	37	74	111	148	185	222	259	296	333
			NC	-	-	-	-	-	16	22	28	32
12x6	0.50	0.41	CFM	41	82	123	164	205	246	287	328	369
			NC	-	-	-	-	-	17	22	30	34
14x6	0.58	0.48	CFM	48	96	144	192	240	288	336	384	432
			NC	-	-	-	-	-	18	24	30	34
16x6 12x8	0.67	0.57	CFM	57	114	171	228	285	342	399	456	513
			NC	-	-	-	-	10	19	25	30	35
10x10	0.69	0.59	CFM	59	118	177	236	295	354	413	472	531
			NC	-	-	-	-	10	19	25	31	35
18x6	0.75	0.63	CFM	63	126	189	252	315	378	441	504	567
			NC	-	-	-	-	10	19	25	32	35
12x10	0.83	0.72	CFM	72	144	216	288	360	432	504	576	648
			NC	-	-	-	-	11	19	25	30	35
12x12 18x8	1.00	0.88	CFM	88	176	264	352	440	528	616	704	792
			NC	-	-	-	-	11	19	25	30	35
18x10	1.25	1.11	CFM	111	222	333	444	555	666	777	888	999
			NC	-	-	-	-	12	20	26	32	35
14x14	1.36	1.22	CFM	122	244	366	488	610	732	854	976	1098
			NC	-	-	-	-	12	20	27	32	35
18x12	1.50	1.35	CFM	135	270	405	540	675	810	945	1080	1215
			NC	-	-	-	-	13	20	27	32	35
24x10 20x12	1.67	1.49	CFM	149	298	447	596	745	894	1043	1192	1341
			NC	-	-	-	-	14	21	27	33	37
16x16	1.78	1.62	CFM	162	324	486	648	810	972	1134	1296	1458
			NC	-	-	-	-	14	21	27	33	37
24x12	2.00	1.82	CFM	182	364	546	728	910	1092	1274	1456	1638
			NC	-	-	-	-	14	21	28	33	38

350RL Performance Cont.

Nom. Duct Size (in.)	Nom. Duct Area (ft^2)	Core Area (ft^2)	Core Vel.	100	200	300	400	500	600	700	800	900
			Vel. Press.	0.001	0.002	0.006	0.010	0.016	0.022	0.031	0.040	0.050
			Neg. Static Press.	0.002	0.008	0.018	0.032	0.051	0.073	0.099	0.130	0.164
18x18	2.25	2.07	CFM	207	414	621	828	1035	1242	1449	1656	1863
			NC	-	-	-	-	14	21	28	33	38
30x12	2.50	2.29	CFM	229	458	687	916	1145	1374	1603	1832	2061
			NC	-	-	-	-	15	22	28	33	38
24x16	2.67	2.46	CFM	246	492	738	984	1230	1476	1722	1968	2214
			NC	-	-	-	-	15	22	29	34	39
20x20	2.78	2.57	CFM	257	514	771	1028	1285	1542	1799	2056	2313
			NC	-	-	-	-	16	23	29	34	39
36x12 24x18	3.00	2.75	CFM	275	550	825	1100	1375	1650	1925	2200	2475
			NC	-	-	-	-	16	23	29	34	39
30x18	3.75	3.50	CFM	350	700	1050	1400	1750	2100	2450	2800	3150
			NC	-	-	-	-	17	24	30	36	40
24x24	4.00	3.75	CFM	375	750	1125	1500	1875	2250	2625	3000	3375
			NC	-	-	-	-	19	25	37	38	41
36x18	4.50	4.22	CFM	422	844	1266	1688	2110	2532	2954	3376	3798
			NC	-	-	-	-	19	25	31	38	41
30x24	5.00	4.71	CFM	471	942	1413	1884	2355	2826	3297	3768	4239
			NC	-	-	-	-	19	25	31	38	41
36x24	6.00	5.66	CFM	566	1132	1698	2264	2830	3396	3962	4528	5094
			NC	-	-	-	10	18	26	32	38	41

300RS Performance *(REPRINTED FROM MANUFACTURE CATALOG)*

Nom. Duct Size (in)	Nom. Duct Area (ft2)	Core Area (ft2)	Core Vel.		300	400	500	600	700	800	1000	1200	1400
			Vel. Press.		0.006	0.010	0.016	0.022	0.031	0.040	0.062	0.090	0.122
			Total Press.	0°	0.016	0.029	0.046	0.066	0.090	0.117	0.183	0.263	0.358
				22.5°	0.018	0.033	0.051	0.074	0.100	0.131	0.204	0.294	0.401
				45°	0.028	0.049	0.077	0.111	0.152	0.198	0.309	0.445	0.606
6x6	0.25	0.19	CFM		57	76	95	114	133	152	190	228	266
			NC		-	-	-	15	20	24	31	36	41
			Throw (ft)	0°	5-7-14	7-10-16	8-12-18	10-14-20	12-15-21	13-16-23	15-18-25	16-20-28	17-21-30
				22.5°	4-6-11	5-8-12	6-10-14	8-11-15	9-12-16	10-12-18	11-14-20	12-15-22	13-16-23
				45°	2-3-6	3-4-7	4-6-8	4-6-9	5-7-10	6-7-10	7-8-11	7-9-12	8-10-13
6x6	0.25	0.19	CFM		57	76	95	114	133	152	190	228	266
			NC		-	-	-	15	20	24	31	36	41
			Throw (ft)	0°	5-7-14	7-10-16	8-12-18	10-14-20	12-15-21	13-16-23	15-18-25	16-20-28	17-21-30
				22.5°	4-6-11	5-8-12	6-10-14	8-11-15	9-12-16	10-12-18	11-14-20	12-15-22	13-16-23
				45°	2-3-6	3-4-7	4-6-8	4-6-9	5-7-10	6-7-10	7-8-11	7-9-12	8-10-13
8x6	0.33	0.26	CFM		78	104	130	156	182	208	260	312	364
			NC		-	-	11	17	21	25	32	38	42
			Throw (ft)	0°	5-9-16	8-12-19	10-15-21	12-16-23	14-18-25	15-19-27	17-21-30	19-23-32	20-25-35
				22.5°	4-7-13	6-9-15	8-11-16	9-13-18	11-14-19	12-15-21	13-16-23	15-18-25	16-19-27
				45°	2-4-7	3-5-8	4-7-9	5-7-10	6-8-11	7-8-12	8-9-13	8-10-15	9-11-16
10x6	0.42	0.34	CFM		102	136	170	204	238	272	340	408	476
			NC		-	-	12	18	23	27	33	39	43
			Throw (ft)	0°	6-10-19	9-13-21	11-17-24	13-19-26	16-20-28	18-21-30	20-24-34	21-26-37	23-28-40
				22.5°	5-8-14	7-10-17	9-13-19	10-14-20	12-16-22	14-17-23	15-19-26	17-20-29	18-22-31
				45°	3-4-8	4-6-10	5-7-11	6-8-12	7-9-13	8-10-14	9-11-15	10-12-17	10-13-18
8x8	0.44	0.37	CFM		111	148	185	222	259	296	370	444	518
			NC		-	-	13	18	23	27	34	39	44
			Throw (ft)	0°	6-10-19	9-14-22	12-17-25	14-19-27	16-21-30	18-22-32	20-25-35	22-27-39	24-30-42
				22.5°	5-8-15	7-11-17	9-13-19	11-15-21	13-16-23	14-17-25	16-19-27	17-21-30	19-23-32
				45°	3-5-9	4-6-10	5-8-11	6-9-12	7-9-13	8-10-14	9-11-16	10-12-17	11-13-19
12x6	0.50	0.41	CFM		123	164	205	246	287	328	410	492	574
			NC		-	-	13	19	23	27	34	39	44
			Throw (ft)	0°	7-11-20	10-15-24	12-18-26	15-20-29	17-22-31	19-24-33	21-26-37	24-29-41	25-31-44
				22.5°	5-8-16	8-11-18	9-14-20	11-16-22	13-17-24	15-18-26	17-20-29	18-22-32	20-24-34
				45°	3-5-9	4-7-11	5-8-12	7-9-13	8-10-14	9-11-15	10-12-17	11-13-18	11-14-20
14x6	0.58	0.48	CFM		144	192	240	288	336	384	480	576	672
			NC		-	-	14	19	24	28	35	40	45
			Throw (ft)	0°	7-12-22	11-16-25	13-20-28	16-22-31	18-24-34	21-25-36	23-28-40	25-31-44	28-34-48
				22.5°	6-9-17	8-12-20	10-15-22	12-17-24	14-18-26	16-20-28	18-22-31	20-24-34	21-26-37
				45°	3-5-10	5-7-11	6-9-13	7-10-14	8-11-15	9-11-16	10-13-18	11-14-20	12-15-21
16x6 12x8	0.67	0.57	CFM		171	228	285	342	399	456	570	684	798
			NC		-	-	15	20	25	29	35	41	45
			Throw (ft)	0°	8-13-24	11-17-28	14-22-31	17-24-34	20-26-37	23-28-39	25-31-44	28-34-48	30-37-52
				22.5°	6-10-19	9-13-22	11-17-24	13-19-26	16-20-28	18-22-30	20-24-34	22-26-37	12-28-40
				45°	4-6-11	5-8-12	6-10-14	8-11-15	9-12-17	10-12-18	11-14-20	12-15-22	13-17-23

300RS Performance Cont.

Nom. Duct Size (in)	Nom. Duct Area (ft2)	Core Area (ft2)											
			Core Vel.		300	400	500	600	700	800	1000	1200	1400
			Vel. Press.		0.006	0.010	0.016	0.022	0.031	0.040	0.062	0.090	0.122
			Total Press.	0°	0.016	0.029	0.046	0.066	0.090	0.117	0.183	0.263	0.358
				22.5°	0.018	0.033	0.051	0.074	0.100	0.131	0.204	0.294	0.401
				45°	0.028	0.049	0.077	0.111	0.152	0.198	0.309	0.445	0.606
10x10	0.69	0.59	CFM		177	236	295	354	413	472	590	708	826
			NC		-	-	15	20	25	29	35	41	46
			Throw (ft)	0°	8-13-24	12-18-28	15-22-32	18-24-35	20-26-37	23-28-40	26-32-45	28-35-49	31-37-53
				22.5°	6-10-19	9-14-22	11-17-24	14-19-27	16-20-29	18-22-31	20-24-35	22-27-38	24-29-41
				45°	4-6-11	5-8-13	7-10-14	8-11-16	9-12-17	10-13-18	12-14-20	13-16-22	14-17-24
10x10	0.69	0.59	CFM		177	236	295	354	413	472	590	708	826
			NC		-	-	15	20	25	29	35	41	46
			Throw (ft)	0°	8-13-24	12-18-28	15-22-32	18-24-35	20-26-37	23-28-40	26-32-45	28-35-49	31-37-53
				22.5°	6-10-19	9-14-22	11-17-24	14-19-27	16-20-29	18-22-31	20-24-35	22-27-38	24-29-41
				45°	4-6-11	5-8-13	7-10-14	8-11-16	9-12-17	10-13-18	12-14-20	13-16-22	14-17-24
18x6	0.75	0.63	CFM		189	252	315	378	441	504	630	756	882
			NC		-	-	15	20	25	29	36	41	46
			Throw (ft)	0°	8-14-25	12-18-29	15-23-33	18-25-36	21-27-39	24-29-41	27-33-46	29-36-51	32-39-55
				22.5°	7-11-20	9-14-23	12-18-25	14-20-28	16-21-30	18-23-32	21-25-36	23-28-39	24-30-42
				45°	4-6-11	5-8-13	7-10-15	8-11-16	9-12-17	11-13-19	12-15-21	13-16-23	14-17-25
20x6 12x10	0.83	0.72	CFM		216	288	360	432	504	576	720	864	1008
			NC		-	-	16	21	26	30	36	42	46
			Throw (ft)	0°	9-15-27	13-19-31	16-24-35	19-27-38	23-29-41	25-31-44	28-35-49	31-38-54	34-41-58
				22.5°	7-11-21	10-15-24	12-19-27	15-21-30	17-23-32	20-24-34	22-27-38	24-30-42	26-32-45
				45°	4-7-12	6-9-14	7-11-16	9-12-17	10-13-19	11-14-20	13-16-22	14-17-24	15-19-26
24x6 18x8 12x12	1.00	0.88	CFM		264	352	440	528	616	704	880	1056	1232
			NC		-	-	16	22	26	30	37	43	47
			Throw (ft)	0°	10-16-30	14-21-34	18-27-39	21-30-42	25-32-46	28-34-49	31-39-55	34-42-60	37-46-65
				22.5°	8-12-23	11-17-27	14-21-30	17-23-33	19-25-35	22-27-38	24-30-42	27-33-46	29-35-50
				45°	4-7-13	6-10-16	8-12-17	10-13-19	11-15-21	13-16-22	14-17-25	16-19-27	17-21-29
18x10	1.25	1.11	CFM		333	444	555	666	777	888	1110	1332	1554
			NC		-	11	17	23	27	31	38	44	48
			Throw (ft)	0°	11-18-34	16-24-39	20-30-43	24-34-47	28-36-51	32-39-55	35-43-61	39-47-67	42-51-72
				22.5°	9-14-26	12-19-30	16-23-34	19-26-37	22-28-40	25-30-42	27-34-47	30-37-52	32-40-56
				45°	5-8-15	7-11-17	9-14-19	11-15-21	13-16-23	14-17-25	16-19-28	17-21-30	19-23-33
18x12	1.50	1.35	CFM		405	540	675	810	945	1080	1350	1620	1890
			NC		-	12	18	24	28	32	39	44	49
			Throw (ft)	0°	12-20-37	18-26-43	22-33-48	26-37-52	31-40-57	35-43-60	39-48-68	43-52-74	46-57-80
				22.5°	10-15-29	14-21-33	17-26-37	21-29-41	24-31-44	27-33-47	30-37-52	33-41-57	36-44-62
				45°	6-9-17	8-12-19	10-15-21	12-17-24	14-18-25	16-19-27	18-21-30	19-24-33	21-25-36
30x8 24x10	1.67	1.49	CFM		447	596	745	894	1043	1192	1490	1788	2086
			NC		-	12	19	24	29	33	39	45	49
			Throw (ft)	0°	13-21-39	19-28-45	23-35-50	28-39-55	32-42-59	37-45-63	41-50-71	45-55-78	48-59-84
				22.5°	10-16-30	14-22-35	18-27-39	22-30-43	25-33-46	28-35-49	32-39-55	35-43-60	38-46-65
				45°	6-9-17	8-13-20	10-16-23	13-17-25	15-19-27	16-20-29	18-23-32	20-25-35	22-27-38

300RS Performance Cont.

Nom. Duct Size (in)	Nom. Duct Area (ft2)	Core Area (ft2)	Core Vel.		300	400	500	600	700	800	1000	1200	1400
			Vel. Press.		0.006	0.010	0.016	0.022	0.031	0.040	0.062	0.090	0.122
			Total Press.	0°	0.016	0.029	0.046	0.066	0.090	0.117	0.183	0.263	0.358
				22.5°	0.018	0.033	0.051	0.074	0.100	0.131	0.204	0.294	0.401
				45°	0.028	0.049	0.077	0.111	0.152	0.198	0.309	0.445	0.606
24x12	2.00	1.82	CFM		546	728	910	1092	1274	1456	1820	2184	2548
			NC		-	13	19	25	30	34	40	46	50
			Throw (ft)	0°	14-23-43	20-31-50	26-38-55	31-43-61	36-46-66	41-50-70	45-55-78	50-61-86	54-66-93
				22.5°	11-18-33	16-24-38	20-30-43	24-33-47	28-36-51	31-38-54	35-43-61	38-47-67	42-51-72
				45°	6-10-19	9-14-22	12-17-25	14-19-27	16-21-30	18-22-32	20-25-35	22-27-39	24-30-42
24x14	2.33	2.14	CFM		642	856	1070	1284	1498	1712	2140	2568	2996
			NC		-	13	20	26	30	34	41	46	51
			Throw (ft)	0°	16-25-47	22-33-54	28-42-60	33-47-66	39-50-71	44-54-76	49-60-85	54-66-93	58-71-101
				22.5°	12-19-36	17-26-42	22-62-47	26-36-51	30-39-55	34-42-59	38-47-66	42-51-72	45-55-78
				45°	7-11-21	10-15-24	13-19-27	15-21-30	18-23-32	20-24-34	22-27-38	24-30-42	26-32-45
30x12	2.50	2.29	CFM		687	916	1145	1374	1603	1832	2290	2748	3206
			NC		-	14	20	26	30	34	41	47	51
			Throw (ft)	0°	16-26-48	23-34-56	29-43-62	34-48-68	40-52-74	45-56-79	51-62-88	56-68-96	60-74-104
				22.5°	12-20-37	18-27-43	22-33-48	27-37-53	31-40-57	35-43-61	39-48-68	43-53-75	47-57-81
				45°	7-12-22	10-16-25	13-19-28	16-22-31	18-23-33	20-25-35	23-28-40	25-31-43	27-33-47
24x16	2.67	2.46	CFM		738	984	1230	1476	1722	1968	2460	2952	3444
			NC		-	14	21	26	31	35	41	47	51
			Throw (ft)	0°	17-27-50	24-36-58	30-45-64	36-50-71	42-54-76	47-58-82	53-64-91	58-71-100	62-76-108
				22.5°	13-21-39	18-28-45	23-35-50	28-39-55	32-42-59	36-45-63	41-50-71	45-55-77	48-59-84
				45°	8-12-22	11-16-26	13-20-29	16-22-32	19-24-34	21-26-37	24-29-41	26-32-45	28-34-49
36x12	3.00	2.75	CFM		825	1100	1375	1650	1925	2200	2750	3300	3850
			NC		-	15	21	27	31	35	42	47	52
			Throw (ft)	0°	18-28-53	25-38-61	31-47-68	38-53-75	44-57-81	50-61-86	56-68-96	61-75-106	66-81-114
				22.5°	14-22-41	20-29-47	24-37-53	29-41-58	34-44-63	39-47-67	43-53-75	47-58-82	51-63-88
				45°	8-13-24	11-17-27	14-21-31	17-24-34	20-26-36	22-27-39	25-31-43	27-34-48	30-36-51
30x18	3.75	3.50	CFM		1050	1400	1750	2100	2450	2800	3500	4200	4900
			NC		-	16	22	28	32	36	43	48	53
			Throw (ft)	0°	20-32-60	28-43-69	36-53-77	43-60-84	50-64-91	56-69-97	63-77-109	69-84-119	74-91-129
				22.5°	15-25-46	22-33-53	28-41-60	33-46-65	39-50-71	44-53-75	49-60-84	53-65-92	58-71-100
				45°	9-14-27	13-19-31	16-24-35	19-27-38	22-29-41	25-31-44	28-35-49	31-38-54	33-41-58
36x18	4.50	4.22	CFM		1266	1688	2110	2532	2954	3376	4220	5064	5908
			NC		-	16	23	28	33	37	44	49	54
			Throw (ft)	0°	22-35-65	31-47-76	39-59-84	47-65-93	55-71-100	62-76-107	69-84-119	76-93-131	82-100-141
				22.5°	17-27-51	24-36-59	30-45-65	36-51-72	42-55-77	48-59-83	53-65-93	59-72-101	63-77-110
				45°	10-16-29	14-21-34	18-26-38	21-29-42	25-32-45	28-34-48	31-38-54	34-42-59	37-45-64

SPG Spiral Mount Grille Performance *(REPRINTED FROM MANUFACTURE CATALOG)*

Nom. Duct Size (in)	Nom. Duct Area (ft2)	Core Area (ft2)	Core Vel.		300	400	500	600	700	800	1000	1200	1400
			Vel. Press.		0.006	0.010	0.016	0.022	0.031	0.040	0.062	0.090	0.122
			Total Press.	0°	0.016	0.029	0.046	0.066	0.090	0.117	0.183	0.263	0.358
				22.5°	0.018	0.033	0.051	0.074	0.1	0.131	0.204	0.294	0.401
				45°	0.028	0.049	0.077	0.111	0.152	0.198	0.309	0.445	0.606
10x4	0.28	0.24	CFM		63	84	105	126	147	168	210	252	294
			NC		-	-	-	15	21	25	31	37	41
			Throw (ft)	0°	5-7-9	6-8-11	79-12	8-9-13	8-10-14	9-11-15	10-12-17	11-13-19	12-14-20
				22.5°	4-5-7	5-6-8	5-7-9	6-7-10	6-8-11	7-8-12	8-9-13	8-10-15	9-11-16
				45°	2-3-5	3-4-5	3-4-6	4-5-7	4-5-7	4-5-8	5-6-8	5-7-9	6-7-10
14X6	0.56	0.43	CFM		129	172	215	258	301	344	430	516	602
			NC		-	-	13	19	24	27	34	40	44
			Throw (ft)	0°	7-10-15	10-12-17	11-13-19	12-15-21	13-16-22	14-17-24	15-19-27	17-21-29	18-22-32
				22.5°	5-8-11	8-9-13	8-10-15	9-11-16	10-12-17	11-13-18	12-15-21	13-16-23	14-17-24
				45°	3-5-7	4-5-8	5-6-8	5-7-9	6-7-10	6-8-11	7-8-12	8-9-13	8-10-14
18x8	1.00	0.88	CFM		264	352	440	528	616	704	880	1056	1232
			NC		-	-	16	22	26	30	37	43	47
			Throw (ft)	0°	10-15-21	14-17-24	16-19-27	17-21-30	18-23-32	20-24-34	22-27-38	24-30-42	26-32-45
				22.5°	8-11-16	11-13-19	12-15-21	13-16-23	14-18-25	15-19-26	17-21-30	19-23-32	20-25-35
				45°	4-7-9	6-8-11	7-9-12	8-9-13	8-10-14	9-11-15	10-12-17	11-13-19	12-14-20

Eggcrate Performnace *(REPRINTED FROM MANUFACTURE CATALOG)*

Nom. Duct Size (in.)	Nom. Duct Area (ft^2)	Core Area (ft^2)	Core Vel.	300	400	500	600	700	800	1000	1200	1400
			Vel. Press.	0.006	0.010	0.016	0.022	0.031	0.040	0.062	0.090	0.122
			Neg. Static Press.	0.013	0.024	0.037	0.053	0.073	0.095	0.148	0.213	0.290
6x6	0.25	0.19	CFM	57	76	95	114	133	152	190	228	266
			NC	-	-	-	10	17	22	31	39	45
8x8	0.44	0.37	CFM	111	148	185	222	259	296	370	444	518
			NC	-	-	-	11	17	23	32	39	46
10x10	0.69	0.59	CFM	177	236	295	354	413	472	590	708	826
			NC	-	-	-	12	18	23	33	40	46
12x12	1.00	0.88	CFM	264	352	440	528	616	704	880	1056	1232
			NC	-	-	-	12	18	24	33	40	47
14x14	1.36	1.22	CFM	366	488	610	732	854	976	1220	1464	1708
			NC	-	-	-	13	19	24	34	41	47
16x16	1.78	1.62	CFM	486	648	810	972	1134	1296	1620	1944	2268
			NC	-	-	-	13	19	25	34	41	48
22x10	1.53	1.37	CFM	411	548	685	822	959	1096	1370	1644	1918
			NC	-	-	-	13	19	25	34	41	47
22x22	3.36	3.14	CFM	942	1256	1570	1884	2198	2512	3140	3768	4396
			NC	-	-	-	14	20	25	35	42	48
24x24	4.00	3.75	CFM	1125	1500	1875	2250	2625	3000	3750	4500	5250
			NC	-	-	-	14	20	26	35	42	49
46x22	7.03	6.68	CFM	2004	2672	3340	4008	4676	5344	6680	8016	9352
			NC	-	-	-	15	21	26	36	43	49

Filter Eggcrate Performnace *(REPRINTED FROM MANUFACTURE CATALOG)*

Nom. Duct Size (in.)	Nom. Duct Area (ft^2)	Core Area (ft^2)	Core Vel.	300	400	500	600	700	800	1000	1200	1400
			Vel. Press.	0.006	0.010	0.016	0.022	0.031	0.040	0.062	0.090	0.122
			Neg. Static Press.	0.013	0.024	0.037	0.053	0.073	0.095	0.148	0.213	0.290
20x20	2.78	2.57	CFM	771	1028	1285	1542	1799	2056	2570	3084	3598
			NC	-	-	-	13	20	25	34	42	48
20x8	1.11	0.98	CFM	294	392	491	589	687	785	981	1177	1374
			NC	-	-	-	12	18	24	33	40	47

Acutherm TF-HC Performance *(REPRINTED FROM MANUFACTURE CATALOG)*

Inlet Size	Inlet Static Pressure in W.G.	Maximum Flow CFM	Maximum Flow		25% Maximum Flow	
			Throw (FT)* @vt=50/100/150 FPM	NC***	Throw (FT)* @vt=50/100/150 FPM	NC***
6" Dia.	0.05	100	6/4/3	<15	3/2/1	<15
	0.10	140	8/5/4	20	4/3/2	17
	0.11**	147	8/5/4	21	4/3/2	18
	0.15	175	9/6/5	26	5/4/3	21
	0.20	200	9/7/6	31	6/5/3	24
	0.25	220	10/8/7	34	7/6/4	27
8" Dia.	0.05	160	8/6/4	<15	5/3/2	<15
	0.10	225	10/7/5	20	6/4/3	16
	0.13**	255	11/8/6	23	7/5/3	19
	0.15	275	11/8/6	25	7/5/3	21
	0.20	320	12/9/7	30	8/6/4	25
	0.25	355	13/10/8	34	9/6/4	28
10" Dia.	0.05	260	9/7/5	15	7/6/4	<15
	0.10	370	11/8/6	23	9/7/5	18
	0.12**	402	12/9/7	25	9/7/5	20
	0.15	450	13/10/8	27	10/8/6	22
	0.20	520	14/11/9	31	11/9/7	26
	0.25	580	15/12/10	34	12/10/7	29
12" Dia.	0.05	350	11/8/6	15	7/6/4	<15
	0.10	470	13/10/8	23	9/7/5	19
	0.15	560	15/12/10	27	10/8/6	23
	.16**	576	15/12/10	28	10/8/6	24
	0.20	640	16/13/11	31	12/10/8	27
	0.25	720	17/14/12	34	14/11/9	30

Notes;

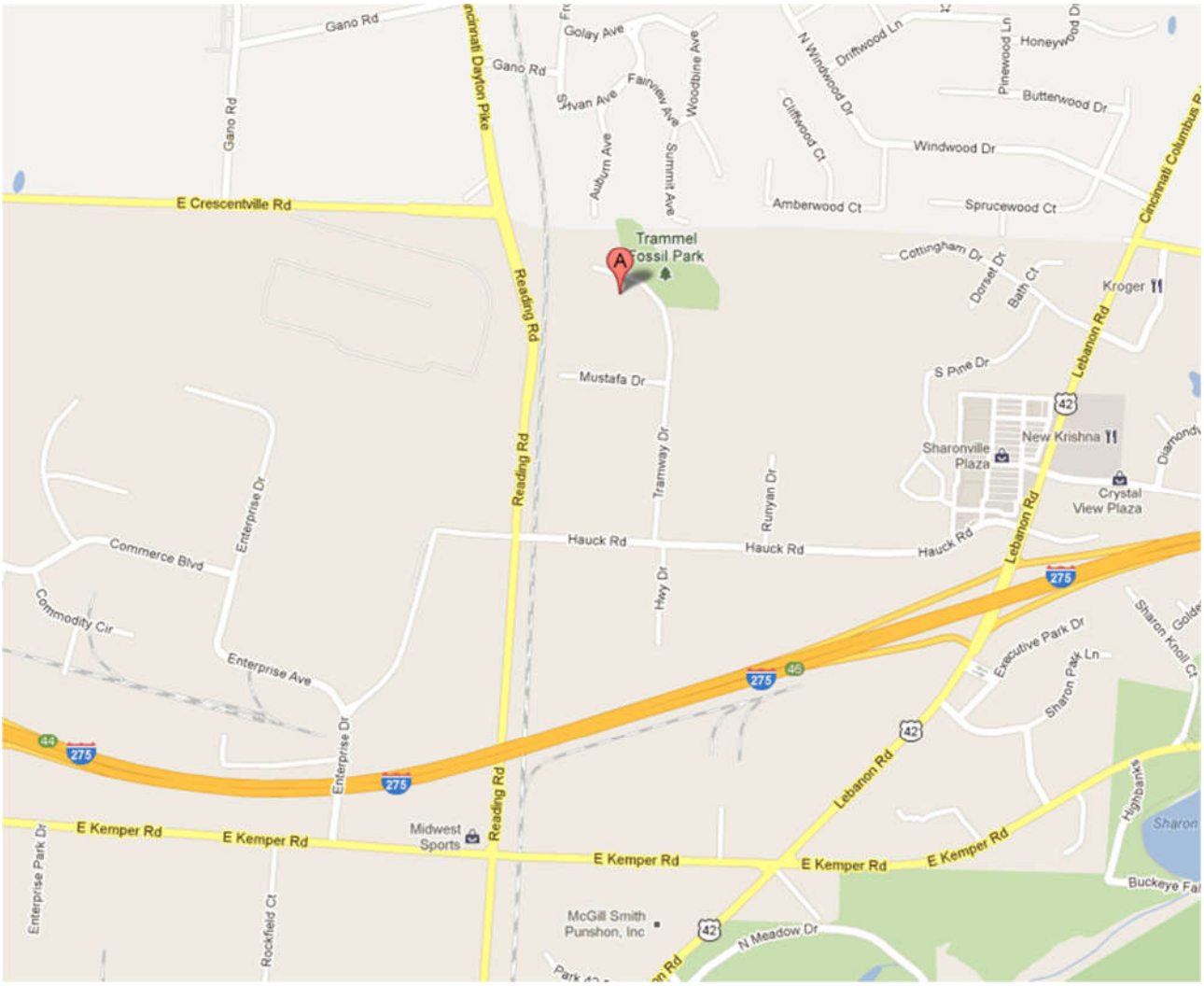

From I-275 take the Sharonville-Mason Exit (#46) to State Route 42 North, turn left on Hauck Rd, then right on Tramway Dr.

12009 Tramway Dr
Cincinnati OH 45241
513-769-6600

CONTROLLED-AIR.COM

Rev 08072023